

AGENDA
UPPER YAMPA WATER CONSERVANCY DISTRICT
STRATEGIC PLAN COMMITTEE MEETING
WEDNESDAY, SEPTEMBER 23, 2020 (9:00 AM)
ONLINE MEETING:

<https://zoom.us/j/94455096901?pwd=ZkhPWU5SVnBqb0RmMGE2S0dVSW9pdz09>

INSTRUCTIONS ON HOW TO JOIN A ZOOM MEETING FOLLOW THE AGENDA

1. Establishment of Quorum and Call to Order;
2. Discussion of UYWCD Strategic Plan
3. Confirm date of next meeting
4. Adjournment

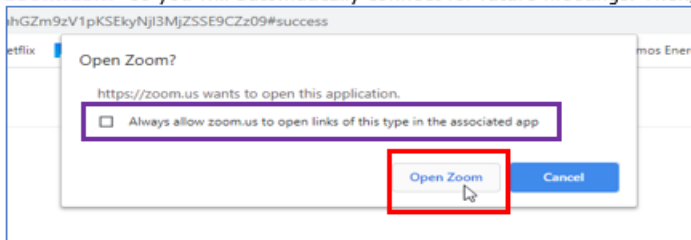
How to join a Zoom meeting

Join via "Join Zoom Meeting" link:

To join a Zoom meeting, click on the meeting link that has been sent to you by the host:

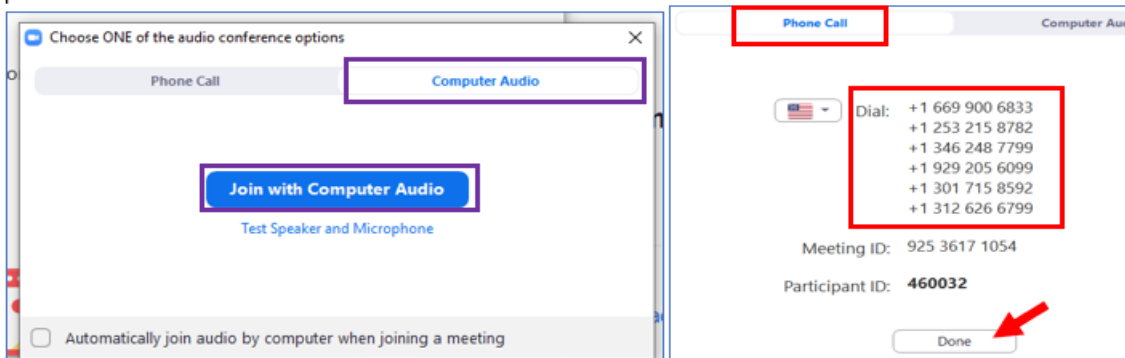


If you have not used Zoom before, you may receive this dialogue box to open Zoom. First, click on "always allow zoom.us..." so you will automatically connect for future meetings. Then, click on "Open Zoom" and follow the prompts.



Once you are connected to Zoom, you will need to choose your audio conference option. To join via your computer, click on "Computer Audio" and then "Join with Computer Audio".

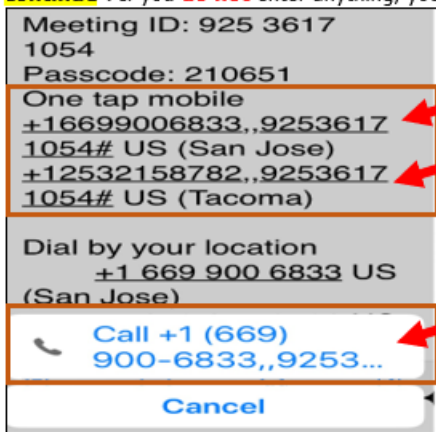
To use your cell phone or landline, click on "Phone Call" and then choose a number from the list. Once you dial the number, you will be asked for the Meeting ID and Participant ID to enter the meeting. Click on "Done" once you are connected to the Zoom meeting. Or, you can use the "One tap mobile" option, see below, to connect via your cell phone.



Join via cell phone with "One tap mobile":

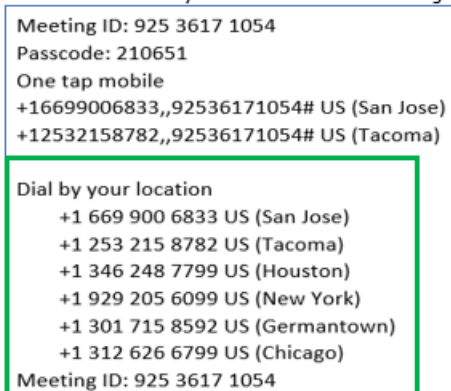
If you will be joining a Zoom meeting via your cell phone, click one of the "One tap mobile" links. Then click on "Call +1...". You will hear a request to "enter your Meeting ID followed by pound (#)". You **do not** need to enter the ID as the link will do this automatically for you.

You will be asked if you are a participant and to "Please press pound (#) to continue". You **must** press the pound key (#). Then you will be asked to "Enter your Participant ID followed by pound (#) or just press pound (#) to continue". If you **do not** enter anything, you will be automatically connected to the meeting.



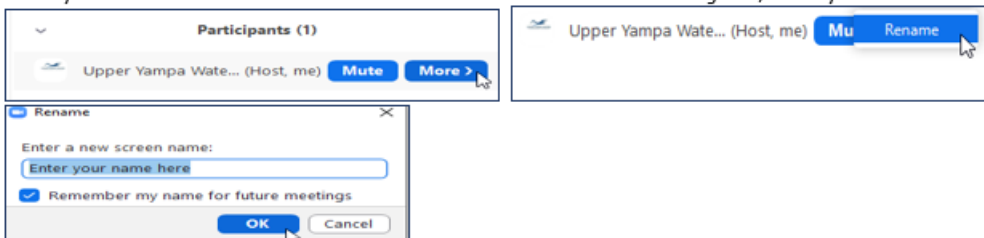
Join via "Dial by your location":

If you will be joining a Zoom meeting via your cell phone or landline, you can choose any of the numbers below to access the meeting. Once you dial the number you will be asked to "Enter your Meeting ID followed by pound (#)". Then, you will be asked to "press pound (#) if you are a participant". Finally, you will be asked to "Enter your Participant ID followed by pound (#) or just press pound (#) to continue". If you **do not** enter anything, you will be automatically connected to the meeting.



Be sure you are identified properly:

Once in Zoom, be sure that you are identified properly. If you need to change, in "Participants" click on your ID and hover your mouse on "More >" and then click on "Rename". In the dialog box, enter your name and click "OK".



Contact Deb Bastian for any questions
- Email: dbastian@upperyampawater.com
- Phone: 970-819-0189