

AGENDA

**UPPER YAMPA WATER CONSERVANCY DISTRICT
BOARD GOVERNANCE/STRATEGIC PLAN COMMITTEE MEETING
TUESDAY, AUGUST 17, 2021 (11:00 AM)
MOUNTAIN VALLEY BANK COMMUNITY ROOM
2220 CURVE PLAZA, STEAMBOAT SPRINGS, CO
ONLINE MEETING:
[HTTPS://US06WEB.ZOOM.US/J/87991270461?pwd=MXdLTUVXVGLxQW1MNTLV
M1AvaU9xdz09](https://us06web.zoom.us/j/87991270461?pwd=MXdLTUVXVGLxQW1MNTLV M1AvaU9xdz09)**

AS RECOMMENDED BY THE STATE PUBLIC HEALTH ORDER AND THE CDC, THE UPPER YAMPA WATER CONSERVANCY DISTRICT REQUESTS THAT UNVACCINATED PEOPLE ATTENDING THE BOARD OF DIRECTORS MEETING AT THE MOUNTAIN VALLEY BANK COMMUNITY ROOM WEAR A MASK.

INSTRUCTIONS ON HOW TO JOIN A ZOOM MEETING FOLLOW THE AGENDA

A Board Governance/Strategic Plan Committee meeting packet is available for public review on our website at <https://upperyampawater.com/agendas-and-meeting-documents/> by the Friday before the meeting. Amendments to the Agenda and new documents that are generated or submitted after the original posting of the meeting materials will be posted under "Additional Documents" on the website for the relevant meeting.

QUESTIONS ON AGENDA AND/OR BOARD MATERIALS: Members of the public or Board of Directors with questions on the agenda or meeting materials, including the consent agenda, are welcome to contact the General Manager at the District offices prior to the meeting. You may reach the General Manager at: arossi@upperyampawater.com or (970) 871-1035 Ext. 2.

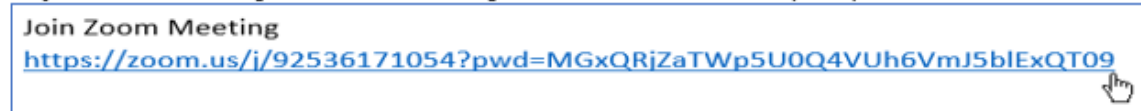
MEETING PROCEDURE: Comments from the Public are welcome at two different times during the course of the meeting: 1) Comments no longer than three (3) minutes on items **not** scheduled on the Agenda will be heard under Public Input and Comment; and 2) Comments no longer than three (3) minutes on all scheduled public hearing items will be heard following the presentation. Please wait until you are recognized by the President. With the exception of subjects brought up during Public Input and Comment, on which no action will be taken or a decision made, the Board may take action on, and may make a decision regarding, ANY item referred to in this agenda, including, without limitation, any item referenced for "review", "update", "report", or "discussion" whether or not listed as an "Action Item."

- (1) **11:00 AM** Establishment of Quorum and Call to Order
- (2) **11:00 AM** Approval of Agenda for Meeting **Action item**
- (3) **11:05 AM** Public Input and Comment
The Board will make no decision nor take action, except to direct the General Manager. Those addressing the Board are requested to identify themselves by name, organization, if any, and address. Comments shall not exceed three (3) minutes.
- (4) **11:10 AM** Board Governance Manual
- (5) **11:30 AM** Strategic Plan Review
- (6) **1:00 PM** Adjournment.

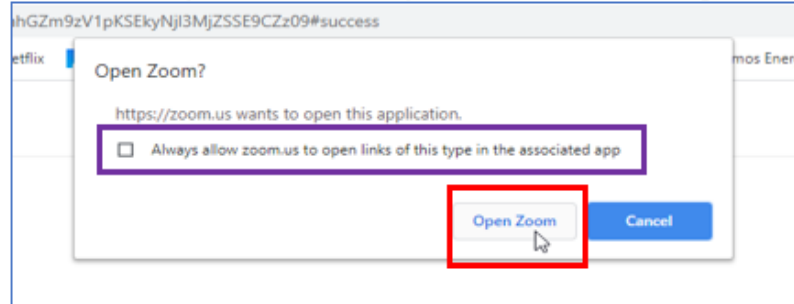
How to join a Zoom meeting

Join via "Join Zoom Meeting" link:

To join a Zoom meeting, click on the meeting link that has been sent to you by the host:

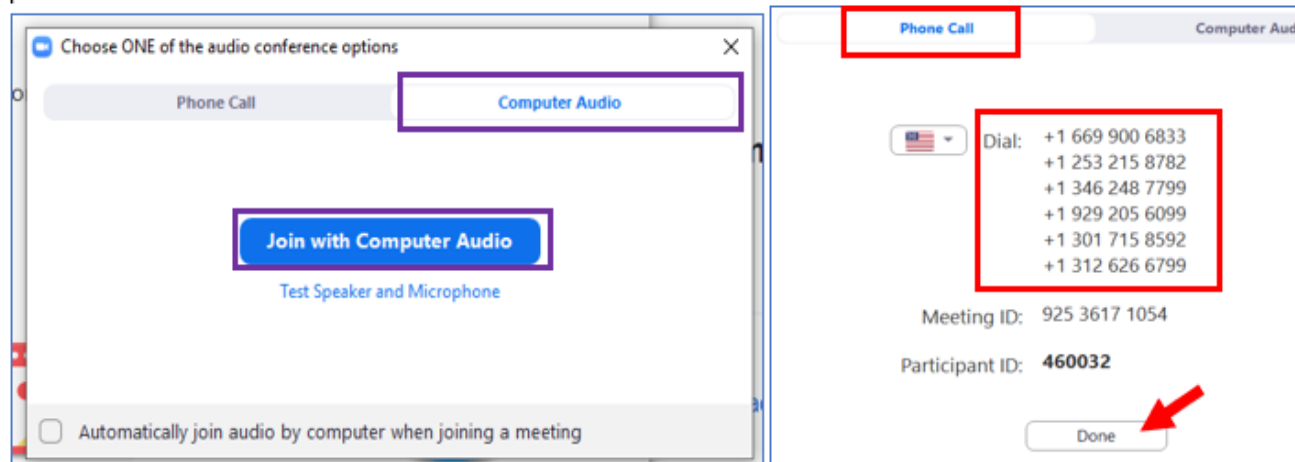


If you have not used Zoom before, you may receive this dialogue box to open Zoom. First, click on "always allow zoom.us..." so you will automatically connect for future meetings. Then, click on "Open Zoom" and follow the prompts.



Once you are connected to Zoom, you will need to choose your audio conference option. To join via your computer, click on "Computer Audio" and then "Join with Computer Audio".

To use your cell phone or landline, click on "Phone Call" and then choose a number from the list. Once you dial the number, you will be asked for the Meeting ID and Participant ID to enter the meeting. Click on "Done" once you are connected to the Zoom meeting. Or, you can use the "One tap mobile" option, see below, to connect via your cell phone.



Join via cell phone with "One tap mobile":

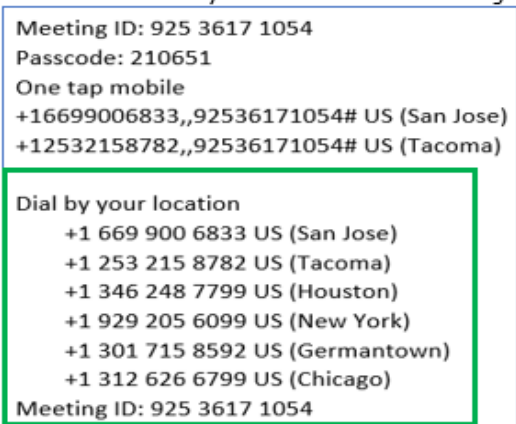
If you will be joining a Zoom meeting via your cell phone, click one of the "One tap mobile" links. Then click on "Call +1...". You will hear a request to "enter your Meeting ID followed by pound (#)". You **do not** need to enter the ID as the link will do this automatically for you.

You will be asked if you are a participant and to "Please press pound (#) to continue". You **must** press the pound key (#). Then you will be asked to "Enter your Participant ID followed by pound (#) or just press pound (#) to continue". If you **do not** enter anything, you will be automatically connected to the meeting.



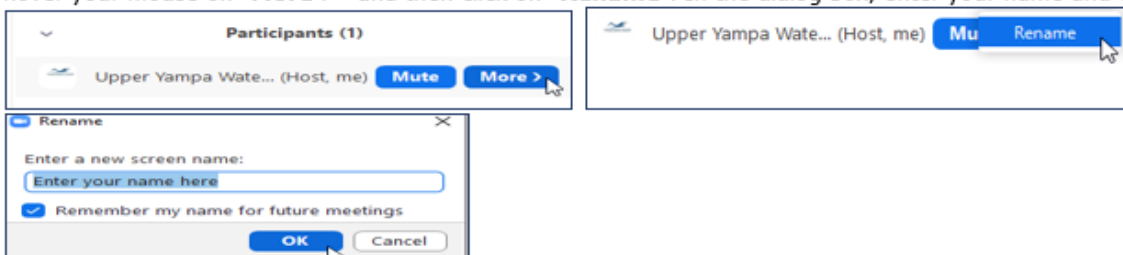
Join via "Dial by your location":

If you will be joining a Zoom meeting via your cell phone or landline, you can choose any of the numbers below to access the meeting. Once you dial the number you will be asked to "Enter your Meeting ID followed by pound (#)". Then, you will be asked to "press pound (#) if you are a participant". Finally, you will be asked to "Enter your Participant ID followed by pound (#) or just press pound (#) to continue". If you **do not** enter anything, you will be automatically connected to the meeting.



Be sure you are identified properly:

Once in Zoom, be sure that you are identified properly. If you need to change, in "Participants" click on your ID and hover your mouse on "More >" and then click on "Rename". In the dialog box, enter your name and click "OK".



Contact Deb Bastian for any questions
- Email: dbastian@upperyampawater.com
- Phone: 970-819-0189