

# How to join a Zoom meeting

## Join via "Join Zoom Meeting" link:

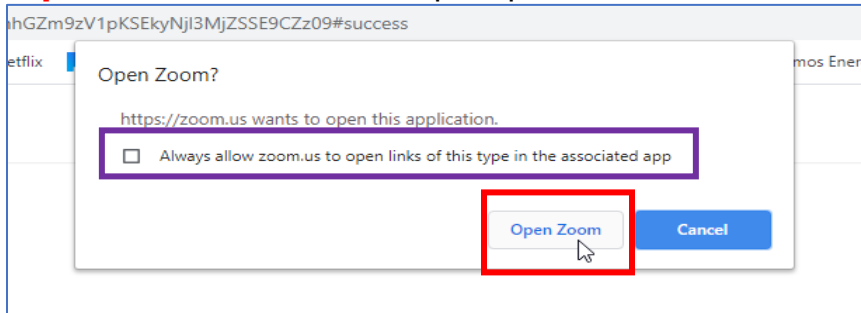
To join a Zoom meeting, click on the meeting link that has been sent to you by the host:

Join Zoom Meeting

<https://zoom.us/j/92536171054?pwd=MGxQRjZaTWp5U0Q4VUh6VmJ5bExQT09>

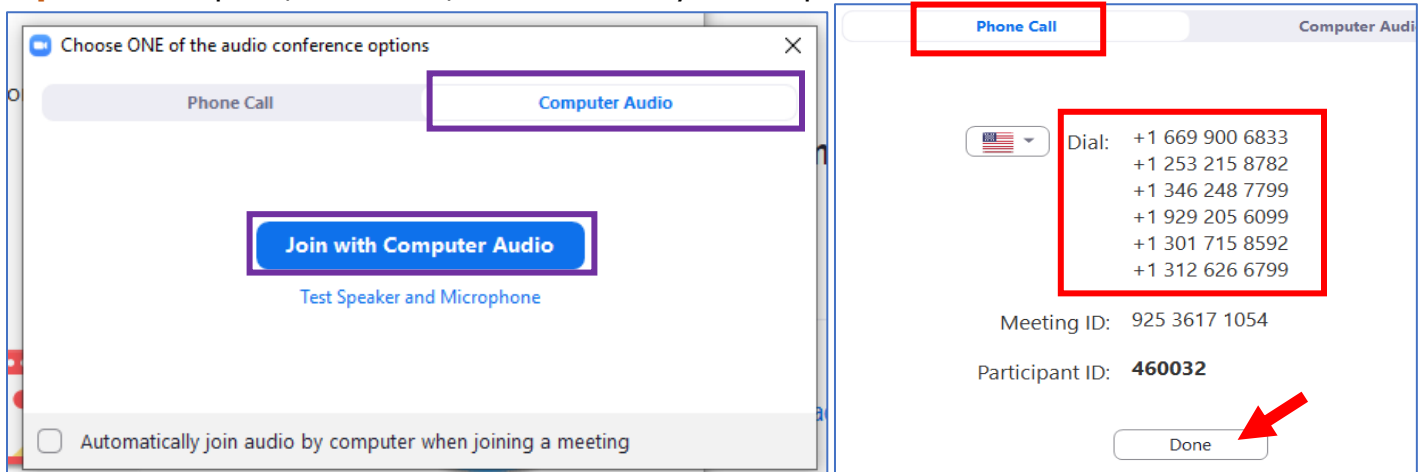


If you have not used Zoom before, you may receive this dialogue box to open Zoom. First, click on **"always allow zoom.us..."** so you will automatically connect for future meetings. Then, click on **"Open Zoom"** and follow the prompts.



Once you are connected to Zoom, you will need to choose your audio conference option. To join via your computer, click on **"Computer Audio"** and then **"Join with Computer Audio"**.

To use your cell phone or landline, click on **"Phone Call"** and then choose a number from the list. Once you dial the number, you will be asked for the Meeting ID and Participant ID to enter the meeting. Click on **"Done"** once you are connected to the Zoom meeting. Or, you can use the **"One tap mobile"** option, see below, to connect via your cell phone.

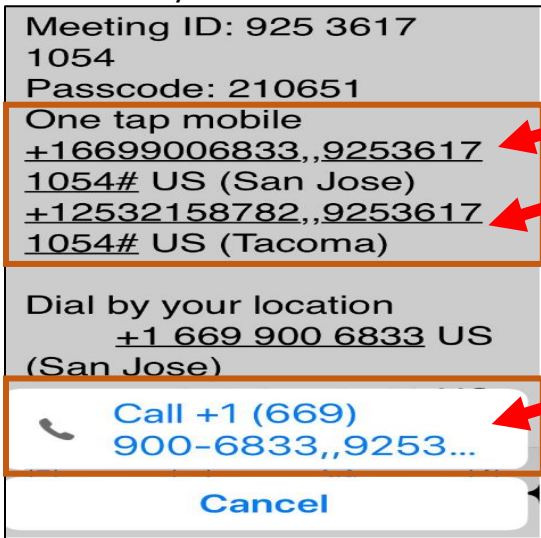


## Join via cell phone with "One tap mobile":

If you will be joining a Zoom meeting via your cell phone, click one of the **"One tap mobile"** links. Then click on **"Call +1...."**. You will hear a request to **"enter your Meeting ID followed by pound (#)"**. You **do not** need to enter the ID as the link will do this automatically for you.

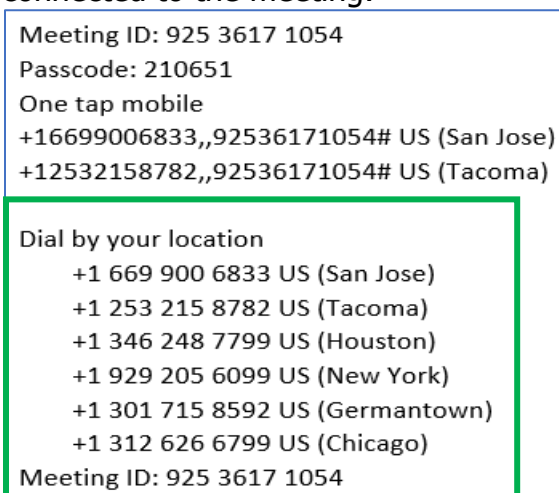
You will be asked if you are a participant and to **"Please press pound (#) to continue"**. You **must** press the pound key (#). Then you will be asked to **"Enter your Participant ID followed by"**

**pound (#) or just press pound (#) to continue**". If you **do not** enter anything, you will be automatically connected to the meeting.



### Join via "Dial by your location":

If you will be joining a Zoom meeting via your cell phone or landline, you can choose any of the numbers below to access the meeting. Once you dial the number you will be asked to **"Enter your Meeting ID followed by pound (#)"**. Then, you will be asked to **"press pound (#) if you are a participant"**. Finally, you will be asked to **"Enter your Participant ID followed by pound (#) or just press pound (#) to continue"**. If you **do not** enter anything, you will be automatically connected to the meeting.



### Be sure you are identified properly:

Once in Zoom, be sure that you are identified properly. If you need to change, in **"Participants"** click on your ID and hover your mouse on **"More >"** and then click on **"Rename"**. In the dialog box, enter your name and click **"OK"**.

